



WIDE BAND 200W SERIES DIRECTIONAL COUPLER 0.8GHZ-3.5GHZ



- Wide band performance 0.8GHz-3.5GHz
- power operation up to 200W CW
- Compact size and low loss.
- Low passive inter-modulation product.
- Customized unit available.
- Applicable for base station, repeaters of CMDA cellular network

WIDE BAND 200W SERIES DIRECTIONAL COUPLER 0.8GHZ-3.5GHZ

Electrical Specifications			
Frequency Range:	0.8-3.5GHz	Power	200W CW
Amplitude Balance	±0.7dB	Insertion Loss / VSWR	0.3dB 1.25 : 1
Directivity	20dB	Coupling	15 ± 0.8dB
Environmental Specifications			
Operational Temp.	-55°C to 85°C base plate	Storage Temp.	-55°C to 100°C base plate
Altitude	45,000 ft		
Mechanical Specifications			
Humidity	95% relative humidity, 65°C 96Hour	Mechanical shock	30G, 11mSec half sin wave, 3 axis both directions
Vibration:	14.2g RMS (15-2000Hz) functional	Connectors:	N-Female Brass, Nickel Plate
	16.2g RMS (15-2000Hz) endurance, 1 hour/axis		Beryllium Copper, Gold Plate PIN

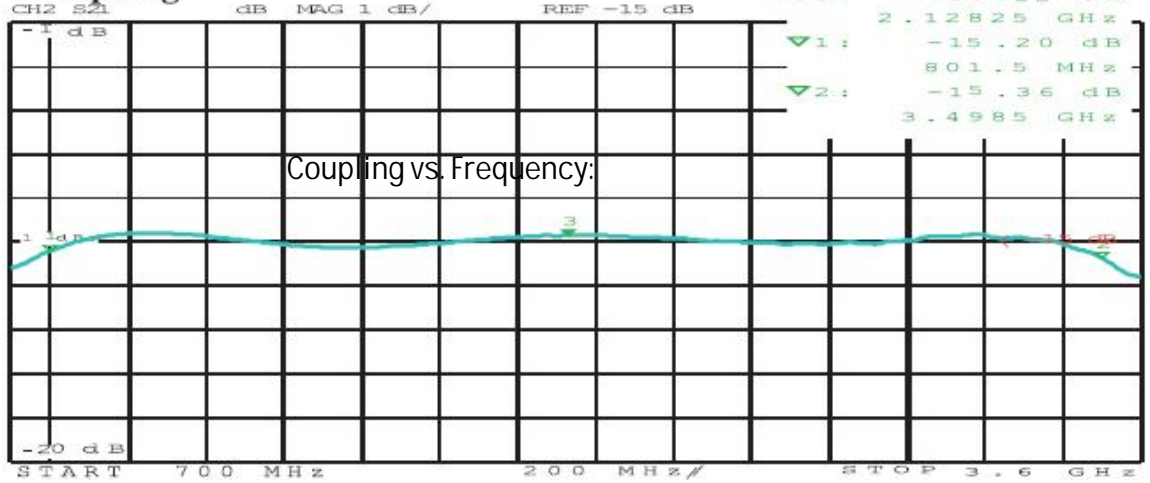


RF-LAMBDA

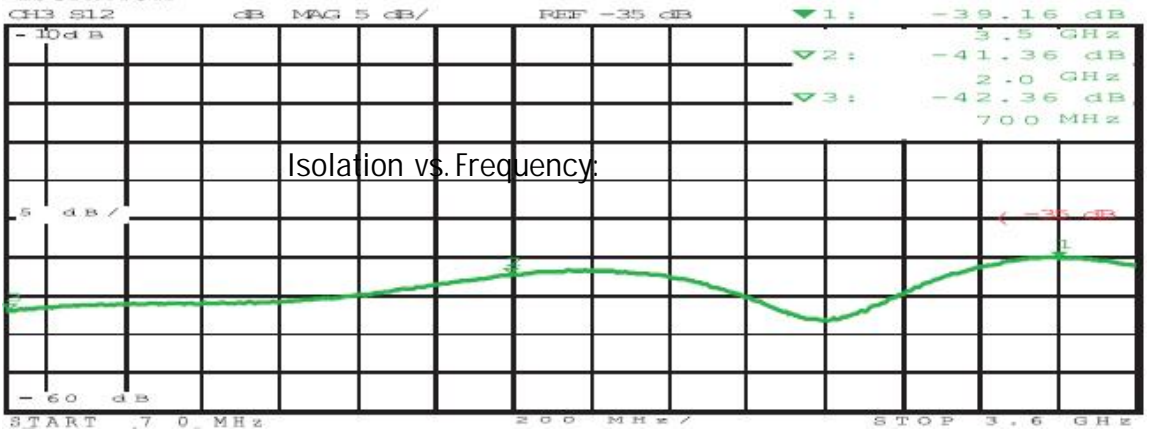
The power beyond expectations

RFDC8M4G15A

Coupling



Isolation



Insertion loss



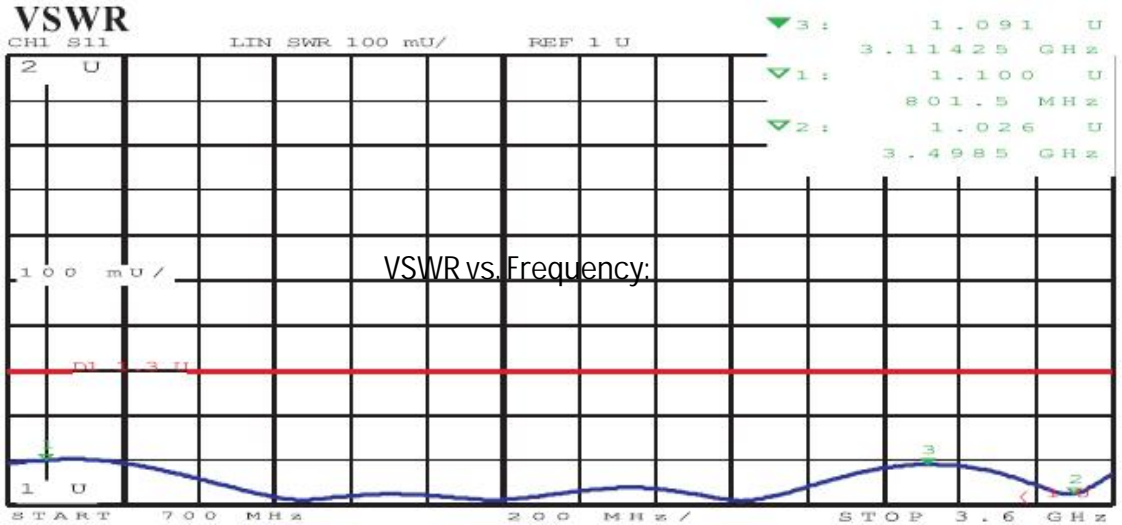
WIDE BAND 200W SERIES DIRECTIONAL COUPLER 0.8GHZ-3.5GHZ



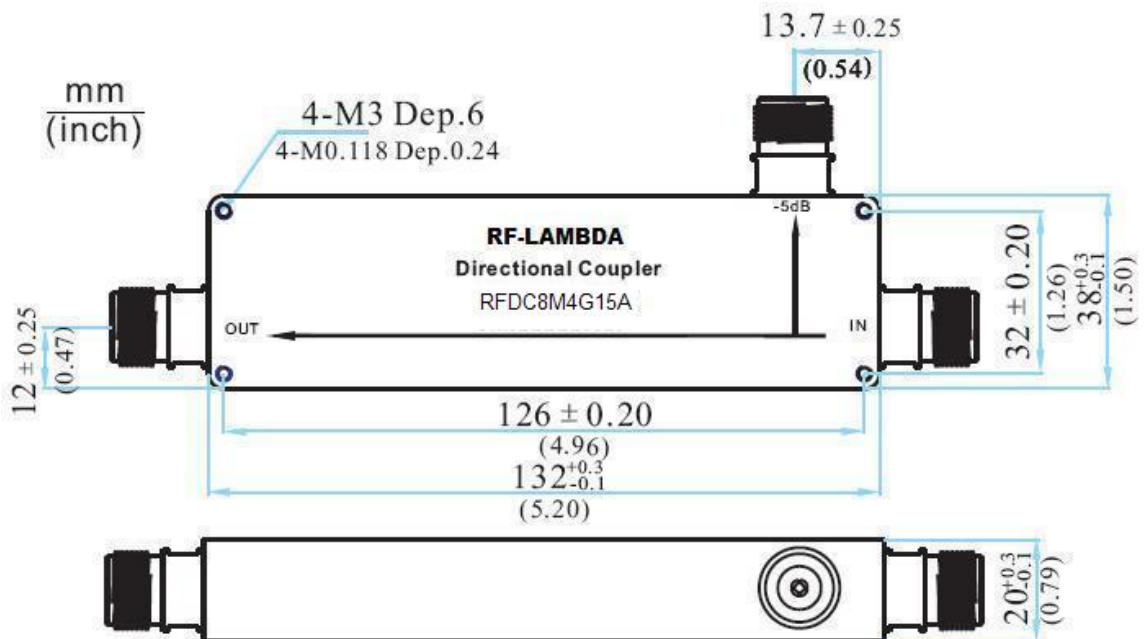
RF-LAMBDA

The power beyond expectations

RFDC8M4G15A



DRAWING:



WIDE BAND 200W SERIES DIRECTIONAL COUPLER 0.8GHz-3.5GHz