



### Wideband Power Limiter 12-18GHz

#### Features

- Wide Band Operation 12-18GHz
- Functional Bandwidth : 8GHz to 18GHz
- Passive, High Isolation Limiter
- Low Insertion Loss
- High Power Handling
- Customization available upon request



#### Electrical Specifications, T<sub>A</sub>=25 °C

Parameter	Min.	Typ.	Max.	Min.	Typ.	Max.	Units
Frequency Range	12		18	8		18	GHz
Input Power (CW)			6			6	W
Peak Power (30us with 5% duty cycle)			20			20	W
Insertion Loss		1.8	2.0		1.7	2.0	dB
VSWR		1.4	1.6		1.5	1.8	: 1
Flat Leakage		17	20.5		17	20.5	dBm
Peak Power Leakage		20	25		20	25	dBm
Weight	0.71						Ounces
Input / Output Connectors	SMA - Male / SMA - Female						
Material	Aluminum						
Finish	Gold Plating						

Wideband Power Limiter 12- 18GHz

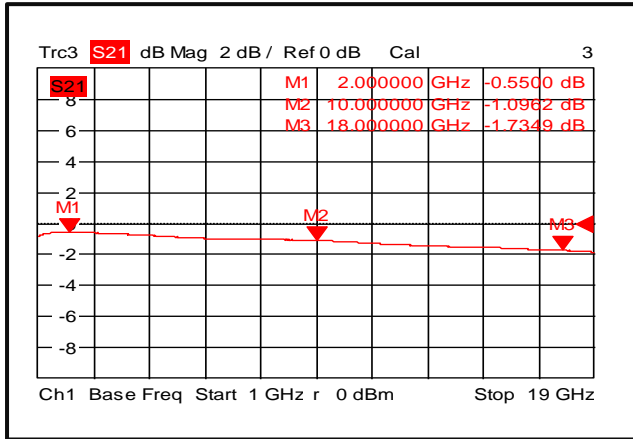
#### Environmental Specifications and Test Standards

Parameter	Standard	Description
Operational Temperature	MIL-STD-39016	-45°C~+85°C
Storage Temperature		-55°C~+125°C
Thermal Shock		1 Hour@ -45°C → 1 Hour @ +85°C (5 Cycles)
Random Vibration		Acceleration Spectral Density 6 (m/s) Total 92.6 RMS
Electrical & Temperature Burn In		Temperature +85°C for 72 Hours
Shock		1. Weight >20g, 50g half sine wave for 11ms, Speed variation 3.44m/s 2. Weight <=20g, 100g Half sine wave for 6ms, Speed variation 3.75m/s 3. Total 18 times (6 directions, 3 repetitions per direction).
Altitude		Standard: 30,000 Ft (Epoxy Sealed Controlled Environment) Optional: Hermetically Sealed (60,000 ft. 1.0 PSI min)
Hermetically Sealed (Optional)	MIL-STD-883	MIL-STD-883 (For Hermetically Sealed Units)

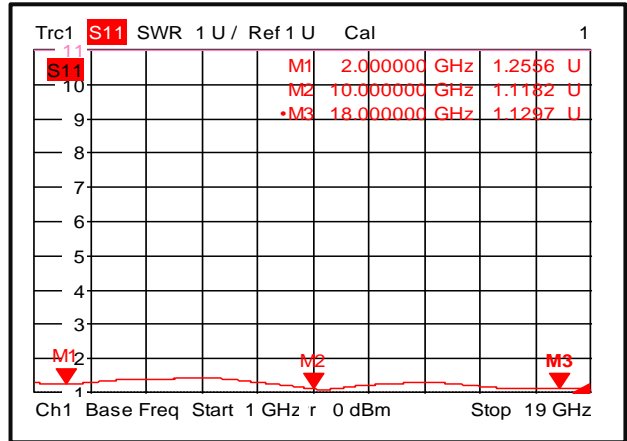


**Typical Performance Plots**

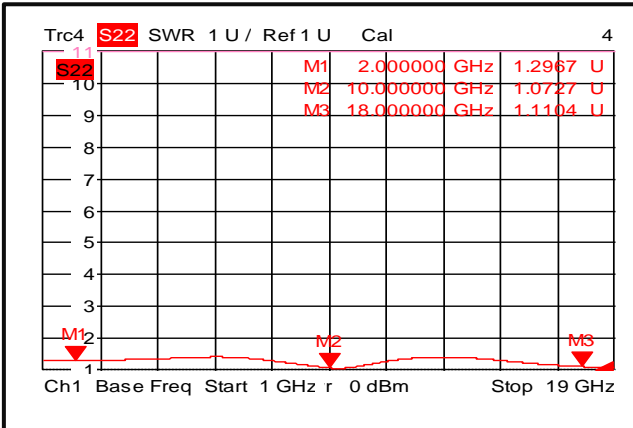
**Insertion Loss @+25°C**



**Input VSWR @+25°C**



**Output VSWR @+25°C**



**Insertion Loss @-45°C**



**Input VSWR @-45°C**




**Output VSWR @-45°C**



**Wideband Power Limiter 12-18GHz**




### Insertion Loss @+85°C



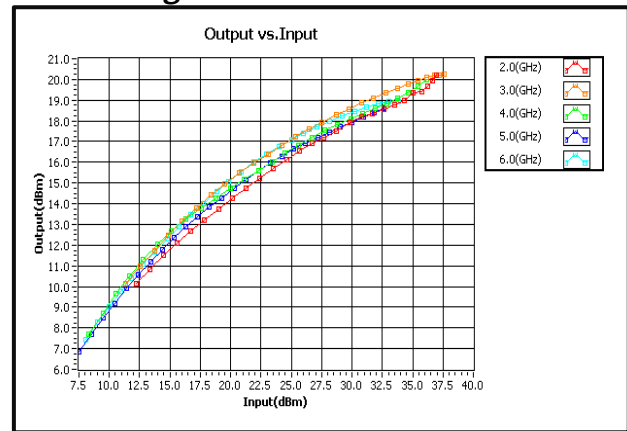
### Input VSWR @+85°C



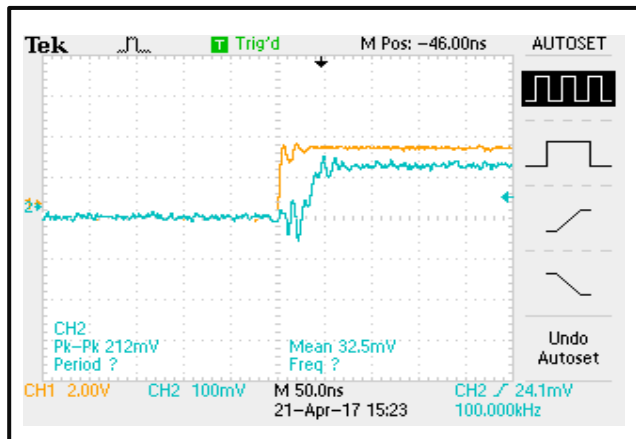
### Output VSWR @+85°C



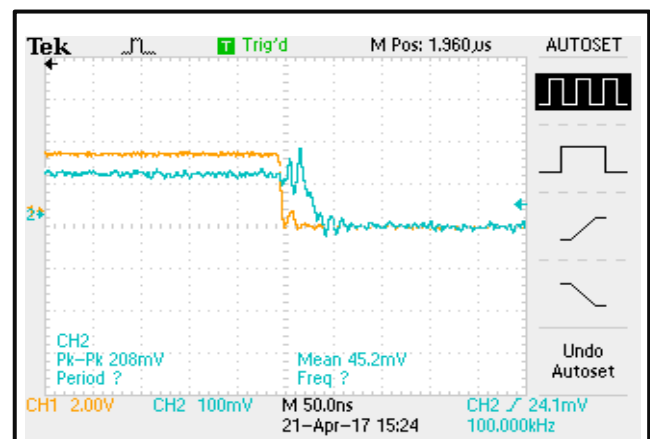
### Flat Leakage Power



### Limiting Speed



### Recovery Time

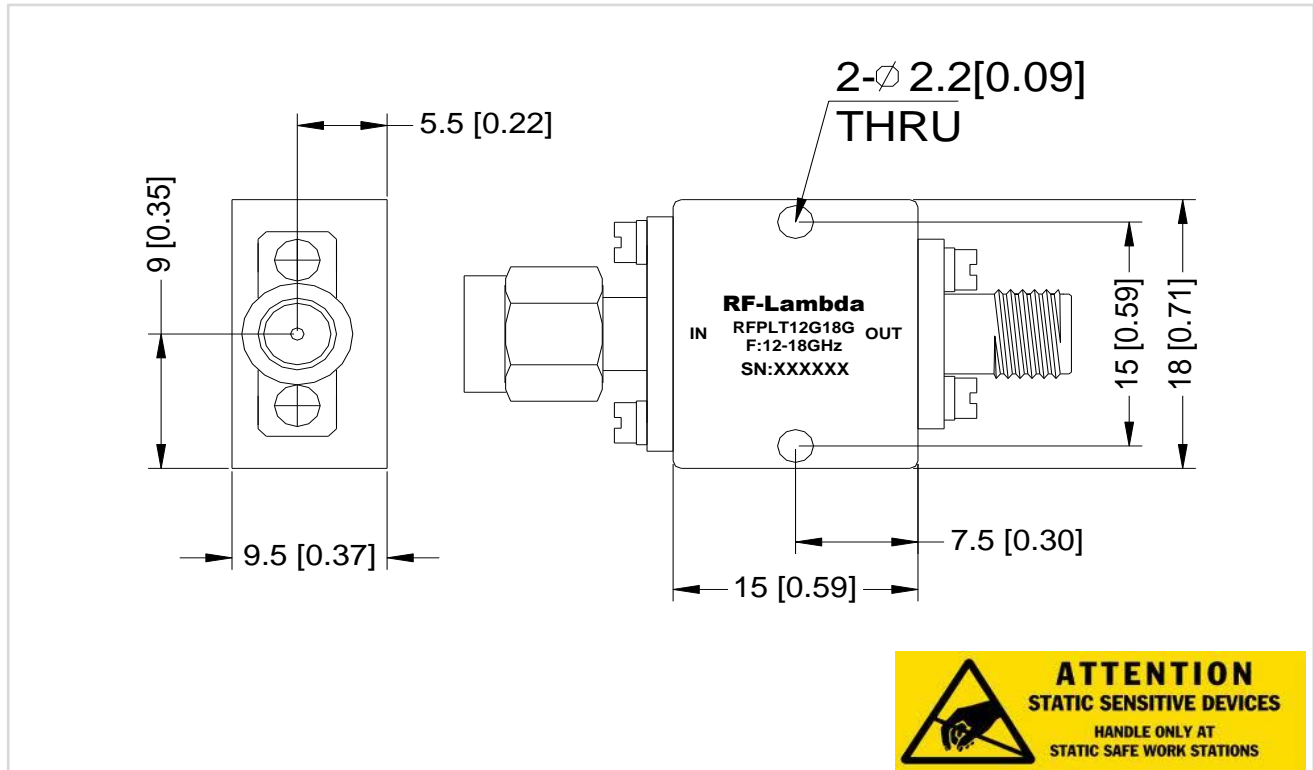




**Outline Drawing:**

All Dimensions in mm [inches]

Tolerance  $\pm 0.1$  [0.004]



**Important Notice**

The information contained herein is believed to be reliable. RF-Lambda makes no warranties regarding the information contained herein. RF-Lambda assumes no responsibility or liability whatsoever for any of the information contained herein. RF-Lambda assumes no responsibility or liability whatsoever for the use of the information contained herein. The information contained herein is provided "AS IS, WHERE IS" and with all faults, and the entire risk associated with such information is entirely with the user. All information contained herein is subject to change without notice. Customers should obtain and verify the latest relevant information before placing orders for RF-Lambda products. The information contained herein or any use of such information does not grant, explicitly or implicitly, to any party any patent rights, licenses, or any other intellectual property rights, whether with regard to such information itself or anything described by such information. RF-Lambda products are not warranted or authorized for use as critical components in medical, life-saving, or life sustaining applications, or other applications where a failure would reasonably be expected to cause severe personal injury or death.

**Wideband Power Limiter 12-18GHz**