



### MANUAL CONTROL STEP ATTENUATOR (DC-2.5GHZ 40DB RANGE)

#### Product description

- Very small package and broadband performance
- Continuous variable attenuation during operation
- Excellent Repeatability and Long Life Switch
- Low Deviation from Nominal Value
- 50Ω impedance standard, 75Ω available upon request
- High power handle up to 10W CW upon request
- Custom Configurations Available Upon Request.



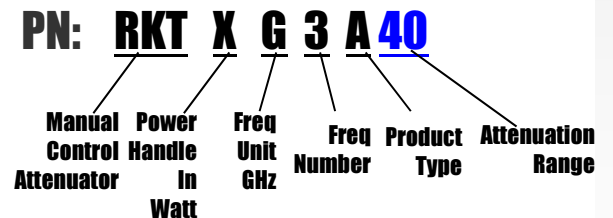
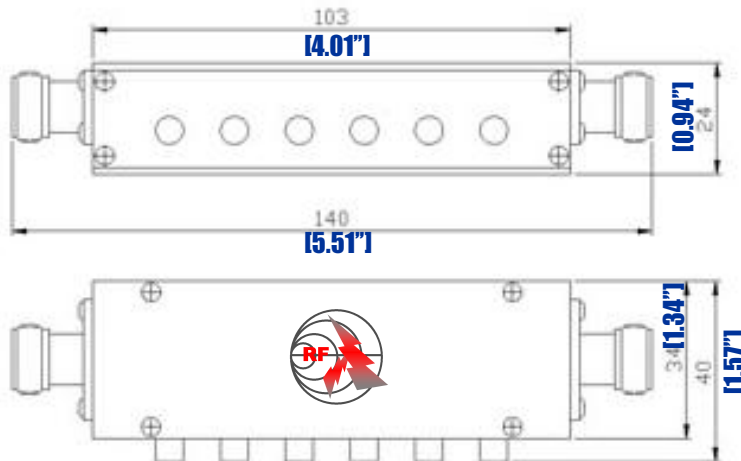
#### Applications:

Include Communication, 3G, Digital Transmission, Radar, Military, Broadcast & Television, science & Research department etc.

Part Number	Frequency	Power (Watts)	Attenuation Range (dB)	Attenuation Step (dB)	VSWR max.	Insertion Loss (dB)	Accuracy (dB)
RKT5G3A40	DC-2.5GHz	5	40	1	1.40	≤ 3.0	± 0.4(single) ± 0.75(16dB)

Connector: SMA / N type is available, weight: 215g

Temperature (Operational): -10° C~+50° C (Storage) -40° C~+70° C



MANUAL CONTROL STEP ATTENUATOR

(DC-2.5GHZ 40DB RANGE)

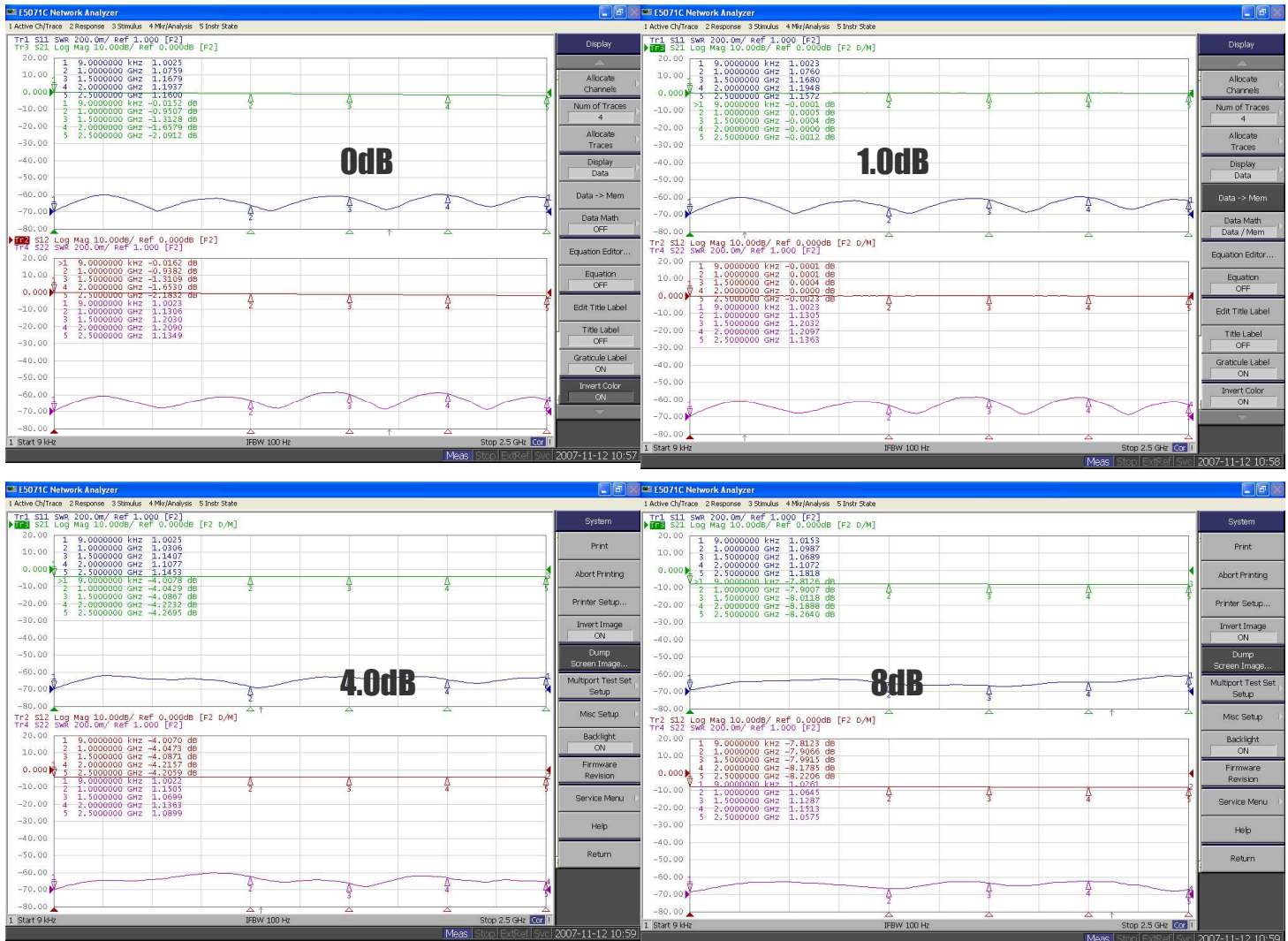


# RF-LAMBDA

The power beyond expectations

## RKT5G3A40

### PLOT: RKT 10G 3 A 40



MANUAL CONTROL STEP ATTENUATOR

(DC-2.5GHZ 40DB RANGE)



# RF-LAMBDA

The power beyond expectations

**PLOT: RKT 10G 3 A 40**

MANUAL CONTROL STEP ATTENUATOR

(DC-2.5GHZ 40DB RANGE)

