

Wide Band Power Detector 2GHz-8GHz



Features

- Wide Band
- High Sensitivity
- Low VSWR

Product Description

RPDT0208GA is a coaxial power detector with a frequency range of 2 to 8GHz.

The max input Power of the detector is 23dBm. The max VSWR of 1.2:1.

The working temperature of this product is between - 40°C and + 85°C.

Typical Applications

- Wireless Infrastructure
- Military and Aerospace Applications
- Test Instrumentation
- Radar Systems
- 5G Wireless Communications
- Microwave Radio Systems
- TR Modules
- Research and Development
- Cellular Base Stations

Electrical Specifications (T_A=+25°C)

Parameter	Min	Typ	Max	Units
Frequency Range		2 - 8		GHz
VSWR			1.2	: 1
Tss		-30		dBm
Sensitivity		0.5		Mv / uw
Input Power			23	dBm
Output Polarity		Positive (+)		
Weight		0.021 Max.		lbs.
Input / Output Connectors		SMA-Male(Input)-SMA-Female(Output)		
Package		Epoxy Sealed (Standard)		
		Hermetically Sealed (Optional)		

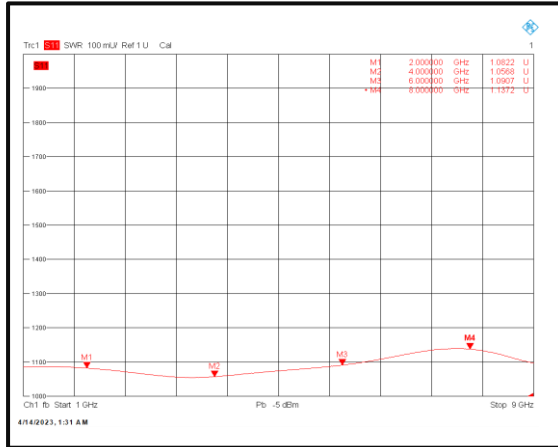
Environmental Specifications and Test Standards

Parameter	Description
Operational Temperature	-40°C to +85°C (Case Temperature)
Storage Temperature	-50°C to +105°C
Thermal Shock	-40°C → +85°C (5 Cycles / 10 hours)
**Random Vibration	MIL-STD-202G Table 214-I, Test Condition Letter C 1.5 Hours Per Axis
High Temperature Burn In	Temperature +85°C for 72 Hours
Shock	1. Weight >20g, 50g half sine wave for 11ms, Speed variation 3.44m/s 2. Weight <=20g, 100g Half sine wave for 6ms, Speed variation 3.75m/s 3. Total 18 times (6 directions, 3 repetitions per direction).
Altitude	Standard: 30,000 Ft (Epoxy Sealed Controlled Environment) Optional: Hermetically Sealed (60,000 ft. 1.0 PSI min)
Hermetically Sealed (Optional)	MIL-STD-883 (For Hermetically Sealed Units)

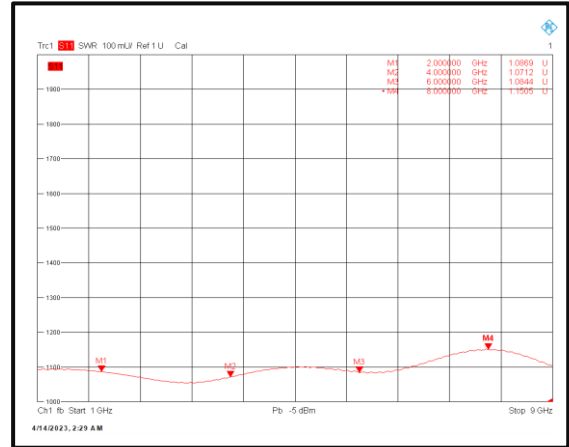
**For vibration testing details please see additional information section.

Typical Performance Plots

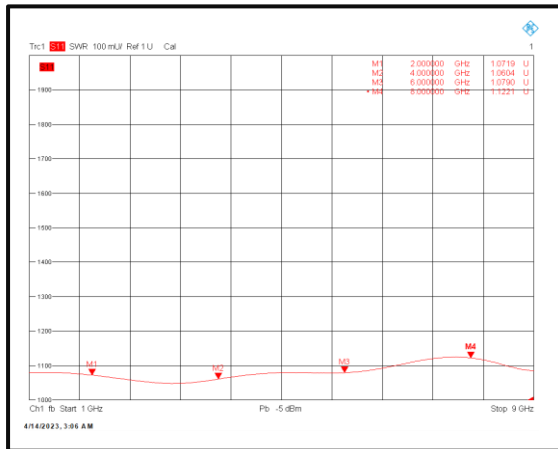
VSWR @+25°C



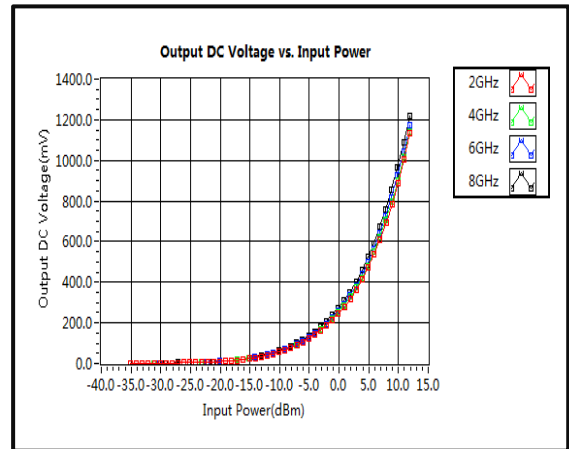
VSWR @-40°C



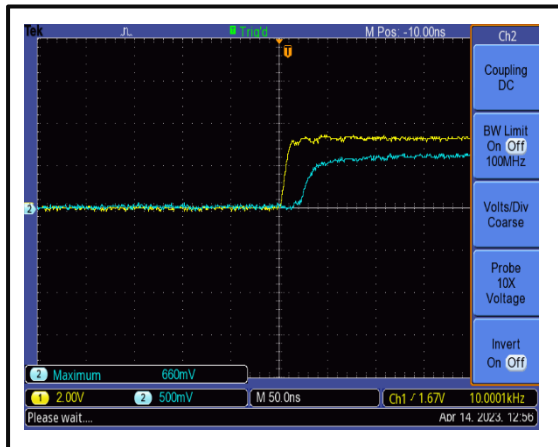
VSWR @+85°C



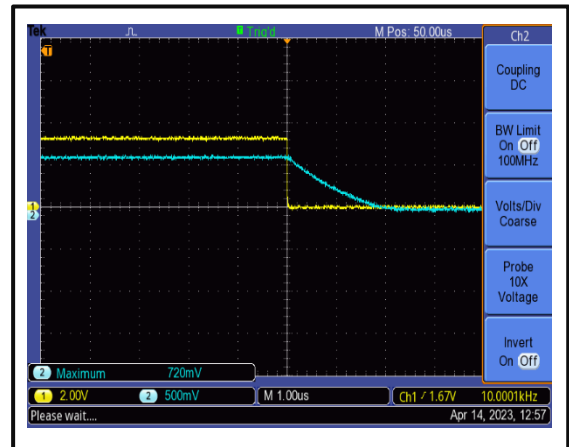
Output DC Voltage vs. Input Power



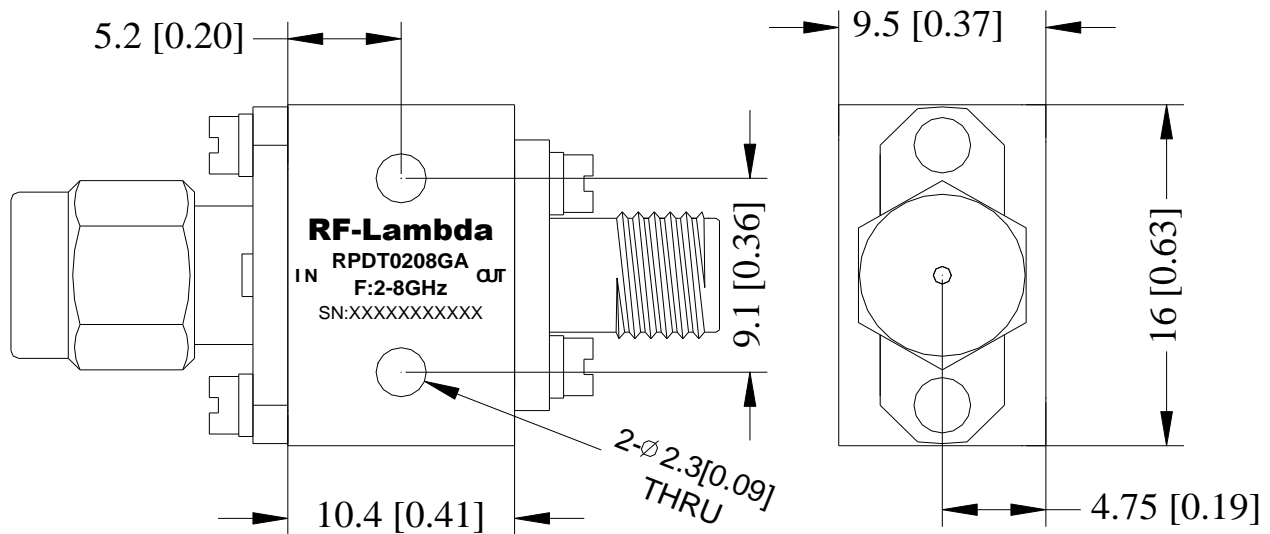
Rise Time



Fall Time

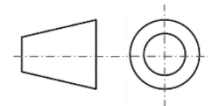


Outline Drawing



Notes:

1. Package Material: Aluminum
2. Finish: Gold Plated
3. All dimensions are in millimeters [inches].
4. Tolerances ±0.15 [0.006] unless otherwise specified.
5. Standard torque wrench must be used to secure RF connectors.



Additional Information

Documentation	Webpage
ESD Policy	https://rflambda.com/pdf/rflambda_esd_control.pdf
Connector Torque Specifications	https://www.rflambda.com/pdf/Torque_Specifications.pdf
Random Vibration Test Standard	https://www.rflambda.com/pdf/rflambda_random_vibration_MIL-STD-202G.pdf

Ordering Information

Part Number	Modification	Description
RPDT0208GA	Input connector SMA-Male and Output connector SMA-Female	2GHz-8GHz Power Detector

Important Notice

The information contained herein is believed to be reliable. RF-Lambda makes no warranties regarding the information contained herein. RF-Lambda assumes no responsibility or liability whatsoever for any of the information contained herein. RF-Lambda assumes no responsibility or liability whatsoever for the use of the information contained herein. The information contained herein is provided "AS IS, WHERE IS" and with all faults, and the entire risk associated with such information is entirely with the user. All information contained herein is subject to change without notice. Customers should obtain and verify the latest relevant information before placing orders for RF-Lambda products. The information contained herein or any use of such information does not grant, explicitly or implicitly, to any party any patent rights, licenses, or any other intellectual property rights, whether with regard to such information itself or anything described by such information.

RF-Lambda products are not warranted or authorized for use as critical components in medical, life-saving, or life sustaining applications, or other applications where a failure would reasonably be expected to cause severe personal injury or death.